

CI Sentry U.S. Growth and Income Account

MANAGED ACCOUNTS

Manulife UL - as of April 30, 2026

Account Details

Inception date: December 4, 2020
Asset class: U.S. Equity

Designated Fund Details

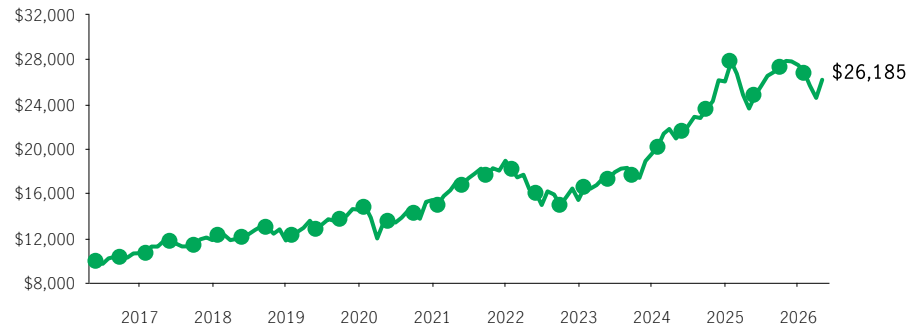
Fund name: CI U.S. Equity Fund
Objective: CI Sentry U.S. Growth and Income Fund seeks a balance of current income and long-term capital appreciation by investing primarily in a diversified portfolio of dividend-paying U.S. equity securities, including common and preferred shares and, to a lesser extent, interest bearing securities, such as bonds, bills or bankers' acceptances.
Inception date: May 31, 2011
AUM \$3.03 billion
MER (audited): 2.35%
Number of Positions: 39
Managed by: Sentry Investment Management
Sub-advisor: CI Investments Inc

How This Account Works

THIS ACCOUNT IS LINKED TO THE PERFORMANCE OF THE CI SENTRY U.S. GROWTH AND INCOME FUND. When you invest in this account, you do not acquire an interest in this designated fund or purchase any units or legal interest in any security.

Performance

Growth of \$10,000 over 10 years for CI U.S. Equity Fund ±



Top 10 Holdings (%)

Alphabet Inc. Cap Stk Cl C	8.62
Amazon.com Inc. Com	7.40
Microsoft Corp. Com	6.46
Meta Platforms Inc. Cl A	5.89
Mastercard Inc. Cl A	5.52
Visa Inc. Com Cl A	5.39
Brookfield Corporation Vtg Shs Cl A	5.37
Apple Inc. Com	4.56
KKR & Co. Inc. Com	3.85
Brookfield Infrastructure Partners L.P. Partnership Units	3.77

Compound Returns of CI Sentry U.S. Growth and Income Account (%)

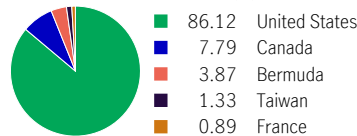
Product	1 mth	3 mth	6 mth	YTD	1 yr	3 yr	5 yr	10 yr	Inception
Manulife UL (0.00%*)	6.72	-2.33	-5.59	-4.47	12.04	16.02	10.08	—	—

Compound Returns of CI U.S. Equity Fund (%)

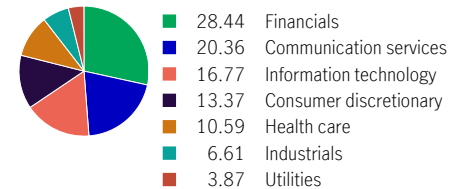
	1 mth	3 mth	6 mth	YTD	1 yr	3 yr	5 yr	10 yr	Inception
	6.63	-2.57	-6.05	-4.79	10.92	14.86	8.98	10.79	12.29

Portfolio Allocation as of March 31, 2026

Geographic Allocation (%)



Sector Allocation (%)



For more information, please contact your advisor or visit manulife.ca/ul

± For illustration purposes only.

* Represents UL management fee.

The returns shown and credited to your account on business days will be the daily change in the unit value of this Mutual Fund, deferred by one business day, plus an enhancement of 0.004% per business day (approximately 1.00% per year).

Source for all data: Transmission Media, as at April 30, 2026. Performance histories are not indicative of future performance.

Returns shown are after the MER/UL fee has been deducted. The Growth of \$10,000 chart shown is used only to illustrate the effects of the compound growth rate and is not intended to reflect future values. The performance of the CI U.S. Equity Fund does not mean that the CI Sentry U.S. Growth and Income Account (MUL) will provide the same returns. The Manufacturers Life Insurance Company is the issuer of all Manulife universal life contracts and the guarantor of any guarantee provisions therein. The index is unmanaged and cannot be purchased directly by investors. Manulife, Manulife & Stylized M Design, and Stylized M Design are trademarks of The Manufacturers Life Insurance Company and are used by it, and by its affiliates under license. The information in this document is subject to change without notice. For the designated fund, commissions, trailing commissions, management fees and expenses all may be associated with mutual fund investments. The indicated rates of return are the historical annual compounded total returns including changes in unit value and reinvestment of all distributions and do not take into account sales, redemption, distribution or optional charges or income taxes payable by any securityholder that would have reduced returns. Please read the fund facts as well as the prospectus before investing. Mutual funds are not guaranteed, their values change frequently and past performance may not be repeated.