

Dynamic Value Balanced Account

MANAGED ACCOUNTS

Valued Client (on or after March 17, 2012) · as of April 30, 2026

Account Details

Inception date: July 20, 2010
Asset class: Balanced Funds

Designated Fund Details

Fund name: Dynamic Value Balanced Fund

Objective: Dynamic Value Balanced Fund seeks to achieve a high level of interest and dividend income and long-term capital appreciation as possible by investing primarily in Canadian equity securities and debt obligations, including corporate bonds that are rated, below investment grade. Before a fundamental change is made to the investment objective of the Fund, the prior approval of unitholders is required. This approval must be given by a resolution passed by a majority of the votes cast at a meeting of unitholders.,

Inception date: February 28, 1992

AUM \$389.66 million

MER (audited): 2.16%

Number of Positions: 238

Number of Bond Positions: 200

Number of Equity Positions: 38

Managed by: 1832 Asset Management LP

Sub-advisor: 1832 Asset Management LP

Top 5 Bond Holdings (%)

Gov. of Canada, 2.75%, 9/1/2027	2.28
Gov. of Canada, 1.25%, 6/1/2030	2.05
Province of Ontario, 3.95%, 12/2/2035	1.79
Gov. of Canada, 2.5%, 11/1/2027	1.54
Gov. of Canada, 3.5%, 12/1/2057	1.42

Top 5 Equity Holdings (%)

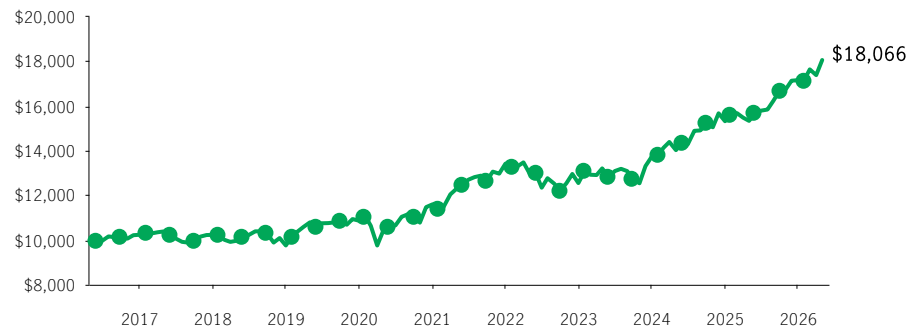
Power Corporation of Canada	4.79
Onex Corporation	4.30
Bank of Nova Scotia	3.60
Manulife Financial Corporation	3.58
PrairieSky Royalty Ltd.	3.34

How This Account Works

THIS ACCOUNT IS LINKED TO THE PERFORMANCE OF THE DYNAMIC VALUE BALANCED FUND. When you invest in this account, you do not acquire an interest in this designated fund or purchase any units or legal interest in any security.

Performance

Growth of \$10,000 over 10 years for Dynamic Value Balanced Fund ±



Compound Returns of Dynamic Value Balanced Account (%)


Product	1 mth	3 mth	6 mth	YTD	1 yr	3 yr	5 yr	10 yr	Inception
InnoVision Valued Client (2.00%*)	3.72	4.72	6.68	4.56	15.42	8.78	5.85	4.15	3.76
InnoVision Investment Accelerator (0.00%*)	3.89	5.24	7.75	5.25	17.77	10.99	8.00	6.26	5.86

Compound Returns of Dynamic Value Balanced Fund (%)


	1 mth	3 mth	6 mth	YTD	1 yr	3 yr	5 yr	10 yr	Inception
	3.89	5.24	7.75	5.25	17.77	10.99	8.00	6.26	7.27

Portfolio Allocation as of March 31, 2026

Asset Allocation (%)



Geographic Allocation (%)



For more information, please contact your advisor or visit manulife.ca/ul

± For illustration purposes only.

* Represents UL management fee.

The return credited to your account on business days will be the daily change in the unit value of this Mutual Fund, deferred by one business day.

Source for all data: Transmission Media, as at April 30, 2026. Performance histories are not indicative of future performance.

Returns shown are after the MER/UL fee has been deducted. The Growth of \$10,000 chart shown is used only to illustrate the effects of the compound growth rate and is not intended to reflect future values. The performance of the Dynamic Value Balanced Fund does not mean that the Dynamic Value Balanced Account (innovision) will provide the same returns. The Manufacturers Life Insurance Company is the issuer of all Manulife universal life contracts and the guarantor of any guarantee provisions therein. The index is unmanaged and cannot be purchased directly by investors. Manulife, Manulife & Stylized M Design, and Stylized M Design are trademarks of The Manufacturers Life Insurance Company and are used by it, and by its affiliates under license. The information in this document is subject to change without notice. For the designated fund, commissions, trailing commissions, management fees and expenses all may be associated with mutual fund investments. The indicated rates of return are the historical annual compounded total returns including changes in unit value and reinvestment of all distributions and do not take into account sales, redemption, distribution or optional charges or income taxes payable by any securityholder that would have reduced returns. Please read the fund facts as well as the prospectus before investing. Mutual funds are not guaranteed, their values change frequently and past performance may not be repeated.