

Manulife Fundamental Equity Account

MANAGED ACCOUNTS

Client Investment Select · as of September 30, 2021

Account Details

Inception date: May 23, 2014
Asset class: Canadian Equity

Designated Fund Details

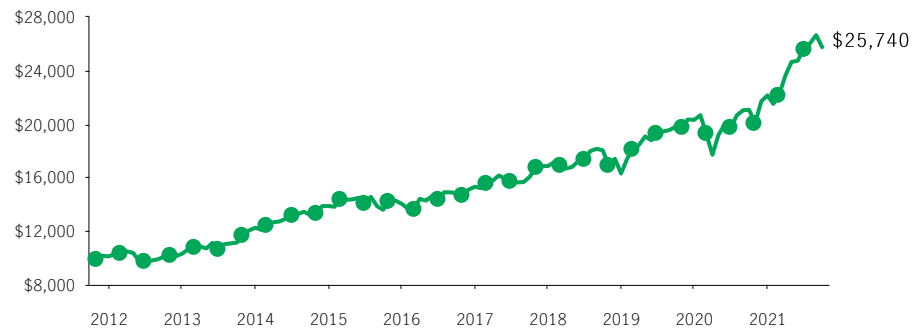
Fund name: Manulife Fundamental Equity Fund
Objective: The fundamental investment objective of the Fund is to seek long-term capital, appreciation by investing primarily in Canadian equity securities. The Fund may also invest, up to 49% of its assets in foreign securities.
Inception date: August 27, 2003
AUM: \$1.04 billion
MER (audited): 2.24%
Number of Positions: 79
Lead manager: Patrick Blais
Managed by: Manulife Asset Management Limited
Sub-advisor: Manulife Asset Management Limited

How This Account Works

THIS ACCOUNT IS LINKED TO THE PERFORMANCE OF THE MANULIFE FUNDAMENTAL EQUITY FUND. When you invest in this account, you do not acquire an interest in this designated fund or purchase any units or legal interest in any security.

Performance

Growth of \$10,000 over 10 years for Manulife Fundamental Equity Fund ±



Top 10 Holdings (%)

Microsoft Corp. Com	5.20
Toronto-Dominion Bank Com New	5.06
TMX Group Limited Com	3.90
Constellation Software Inc. Com	3.88
Thermo Fisher Scientific Inc. Com	3.87
Bank of Nova Scotia (The) Com	3.42
Magna International Inc. Com	3.12
Brookfield Asset Management Inc. Voting Shs Cl A	3.00
Facebook, Inc. Cl A	2.99
Dollarama Inc. Com	2.98

Compound Returns of Manulife Fundamental Equity Account (%)

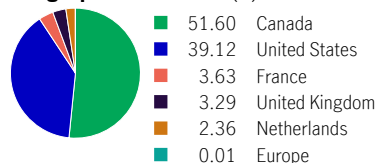
Product	1 mth	3 mth	6 mth	YTD	1 yr	3 yr	5 yr	10 yr	Inception
Manulife UL CIS (0.00%*)	-3.28	0.81	9.40	17.13	23.42	13.70	12.77	—	11.08

Compound Returns of Manulife Fundamental Equity Fund (%)

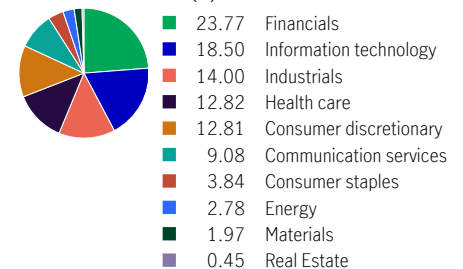
	1 mth	3 mth	6 mth	YTD	1 yr	3 yr	5 yr	10 yr	Inception
	-3.36	0.56	8.86	16.26	22.19	12.56	11.64	10.23	8.44

Portfolio Allocation as of August 31, 2021

Geographic Allocation (%)



Sector Allocation (%)



For more information, please contact your advisor or visit [manulife.ca/ul](https://www.manulife.ca/ul)

± For illustration purposes only.

* Represents UL management fee.

The return credited to your account on business days will be the daily change in the unit value of this Mutual Fund, deferred by one business day, plus an enhancement of 0.004% per business day (approximately 1.00% per year).

Source for all data: Transmission Media, as at September 30, 2021. Performance histories are not indicative of future performance.

Returns shown are after the MER/UL fee has been deducted. The Growth of \$10,000 chart shown is used only to illustrate the effects of the compound growth rate and is not intended to reflect future values. The performance of the Manulife Fundamental Equity Fund does not mean that the Manulife Fundamental Equity Account (cis) will provide the same returns. The Manufacturers Life Insurance Company is the issuer of all Manulife universal life contracts and the guarantor of any guarantee provisions therein. The index is unmanaged and cannot be purchased directly by investors. Manulife, Manulife & Stylized M Design, and Stylized M Design are trademarks of The Manufacturers Life Insurance Company and are used by it, and by its affiliates under license. The information in this document is subject to change without notice. For the designated fund, commissions, trailing commissions, management fees and expenses all may be associated with mutual fund investments. The indicated rates of return are the historical annual compounded total returns including changes in unit value and reinvestment of all distributions and do not take into account sales, redemption, distribution or optional charges or income taxes payable by any securityholder that would have reduced returns. Please read the fund facts as well as the prospectus before investing. Mutual funds are not guaranteed, their values change frequently and past performance may not be repeated.