

Manulife Canadian Investment Class Account

MANAGED ACCOUNTS

Valued Client (prior to June 23, 2001) · as of February 28, 2026

Account Details

Inception date: March 31, 2009
Asset class: Canadian Equity

Designated Fund Details

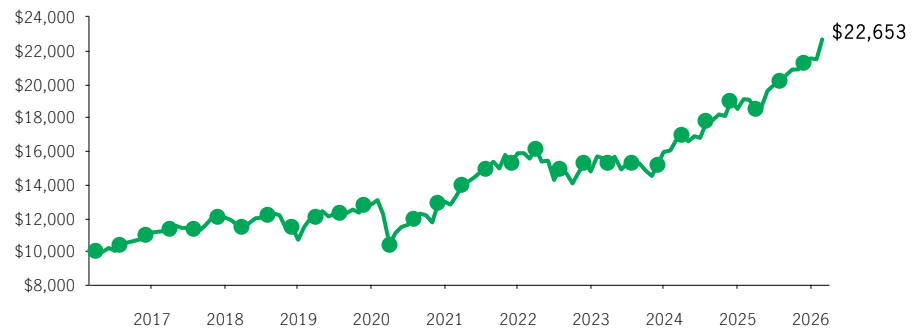
Fund name: Manulife Canadian Investment Class
Objective: The Fund's investment objective is long-term capital growth. The Fund seeks to, provide above average long-term returns by investing in large-cap securities of Canadian, companies. Treasury bills or short-term investments, not exceeding three years to maturity may also be used from time to time. The Fund does not invest in foreign securities.
Inception date: June 27, 2008
AUM \$253.65 million
MER (audited): 2.40%
Number of Positions: 47
Managed by: Manulife Asset Management Limited
Sub-advisor: Mawer Investment Management Ltd.

How This Account Works

THIS ACCOUNT IS LINKED TO THE PERFORMANCE OF THE MANULIFE CANADIAN INVESTMENT CLASS FUND. When you invest in this account, you do not acquire an interest in this designated fund or purchase any units or legal interest in any security.

Performance

Growth of \$10,000 over 10 years for Manulife Canadian Investment Class ±



Top 10 Holdings (%)

Royal Bank of Canada Com	5.78
Toronto-Dominion Bank Com New	5.74
Brookfield Corporation Vtg Shs Cl A	4.28
Franco-Nevada Corporation Com	3.94
Agnico-Eagle Mines Ltd. Com	3.86
AltaGas Ltd. Com	3.46
Finning International Inc. Com New	3.46
Shopify Inc. Cl A Sub Vtg Shs	3.36
Canadian Natural Resources Ltd. Com	3.31
Suncor Energy Inc. Com	3.17

Compound Returns of Manulife Canadian Investment Class Account (%)

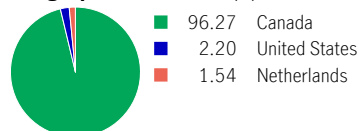
Product	1 mth	3 mth	6 mth	YTD	1 yr	3 yr	5 yr	10 yr	Inception
InnoVision Valued Client (2.00%*)	5.36	5.89	9.45	4.94	16.55	11.06	9.06	6.91	8.41
InnoVision Investment Accelerator (0.00%*)	5.52	6.41	10.54	5.27	18.91	13.32	11.27	9.08	10.61

Compound Returns of Manulife Canadian Investment Class (%)

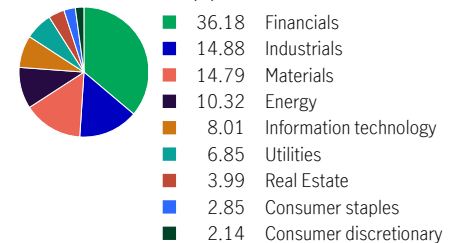
	1 mth	3 mth	6 mth	YTD	1 yr	3 yr	5 yr	10 yr	Inception
	5.52	6.41	10.54	5.27	18.91	13.32	11.27	9.08	8.22

Portfolio Allocation as of January 31, 2026

Geographic Allocation (%)



Sector Allocation (%)



For more information, please contact your advisor or visit [manulife.ca/ul](https://www.manulife.ca/ul)

± For illustration purposes only.

* Represents UL management fee.

The return credited to your account on business days will be the daily change in the unit value of this Mutual Fund, deferred by one business day.

Source for all data: Transmission Media, as at February 28, 2026. Performance histories are not indicative of future performance.

Returns shown are after the MER/UL fee has been deducted. The Growth of \$10,000 chart shown is used only to illustrate the effects of the compound growth rate and is not intended to reflect future values. The performance of the Manulife Canadian Investment Class does not mean that the Manulife Canadian Investment Class Account (innovation) will provide the same returns. The Manufacturers Life Insurance Company is the issuer of all Manulife universal life contracts and the guarantor of any guarantee provisions therein. The index is unmanaged and cannot be purchased directly by investors. Manulife, Manulife & Stylized M Design, and Stylized M Design are trademarks of The Manufacturers Life Insurance Company and are used by it, and by its affiliates under license. The information in this document is subject to change without notice. For the designated fund, commissions, trailing commissions, management fees and expenses all may be associated with mutual fund investments. The indicated rates of return are the historical annual compounded total returns including changes in unit value and reinvestment of all distributions and do not take into account sales, redemption, distribution or optional charges or income taxes payable by any securityholder that would have reduced returns. Please read the fund facts as well as the prospectus before investing. Mutual funds are not guaranteed, their values change frequently and past performance may not be repeated.