

Manulife Diversified Investment Account

MANAGED ACCOUNTS

Manulife UL - as of June 30, 2025

Account Details

Inception date: May 23, 2014  
Asset class: Global Balanced

Designated Fund Details

Fund name: Manulife Diversified Investment Fund  
Objective: The Fund's investment objective is long-term growth. The Fund invests for, high long-term, after-tax rates of return. The portfolio sub-advisor intends to achieve this, objective by investing in a diversified mix of common shares, preferred shares, treasury bills,, short-term notes, debentures and bonds. The Fund may also invest up to all of its assets in, other Manulife funds.  
Inception date: June 27, 2008  
AUM \$644.61 million  
MER (audited): 2.30%  
Number of Positions: 333  
Number of Bond Positions: 92  
Number of Equity Positions: 241  
Managed by: Manulife Asset Management Limited  
Sub-advisor: Mawer Investment Management Ltd.

Top 5 Bond Holdings (%)

Gov. of Canada, 1.5%, 6/1/2031	2.61
Canada Housing Trust No.1, 2.15%, 12/15/2031	2.46
Province of Quebec, 3.6%, 9/1/2033	2.24
Province of Ontario, 3.65%, 6/2/2033	1.55
Gov. of Canada, 2.00%, 2051/12/1	1.50

Top 5 Equity Holdings (%)

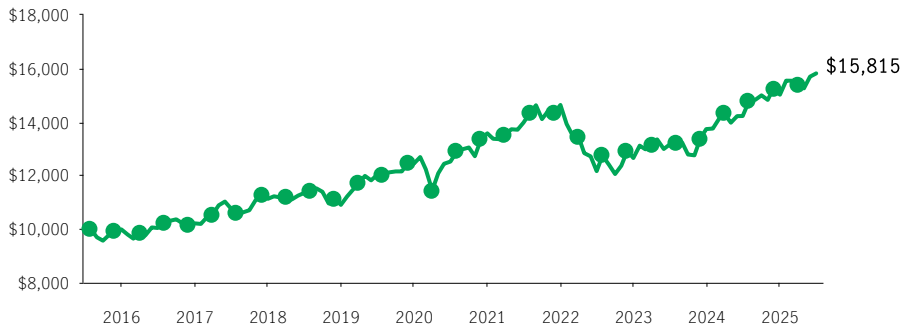
Rheinmetall AG Rheinmetall Aginhaber Aktien O N	0.94
Amphenol Corp. Cl A	0.91
Taiwan Semiconductor Manufacturing Co. Ltd. Twse Listed Stocks	0.91
Tencent Holdings Ltd. Shs Par New Hkd 0.00002	0.81
Aon PLC Shs Cl A	0.81

How This Account Works

THIS ACCOUNT IS LINKED TO THE PERFORMANCE OF THE MANULIFE DIVERSIFIED INVESTMENT FUND. When you invest in this account, you do not acquire an interest in this designated fund or purchase any units or legal interest in any security.

Performance

Growth of \$10,000 over 10 years for Manulife Diversified Investment Fund ±



Compound Returns of Manulife Diversified Investment Account (%)


Product	1 mth	3 mth	6 mth	YTD	1 yr	3 yr	5 yr	10 yr	Inception
Manulife UL (0.00%*)	0.87	2.93	5.83	5.83	12.31	10.23	5.83	6.09	6.69

Compound Returns of Manulife Diversified Investment Fund (%)

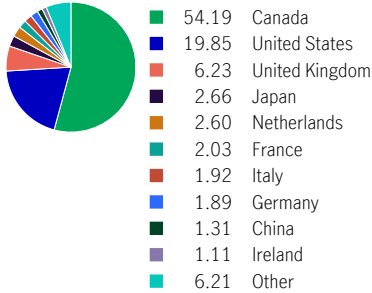
	1 mth	3 mth	6 mth	YTD	1 yr	3 yr	5 yr	10 yr	Inception
	0.78	2.66	5.30	5.30	11.19	9.13	4.78	5.04	6.17

Portfolio Allocation as of May 31, 2025

Asset Allocation (%)



Geographic Allocation (%)



For more information, please contact your advisor or visit **manulife.ca/ul**

± For illustration purposes only.

\* Represents UL management fee.

The returns shown and credited to your account on business days will be the daily change in the unit value of this Mutual Fund, deferred by one business day, plus an enhancement of 0.004% per business day (approximately 1.00% per year).

Source for all data: Transmission Media, as at June 30, 2025. Performance histories are not indicative of future performance.

Returns shown are after the MER/UL fee has been deducted. The Growth of \$10,000 chart shown is used only to illustrate the effects of the compound growth rate and is not intended to reflect future values. The performance of the Manulife Diversified Investment Fund does not mean that the Manulife Diversified Investment Account (MUL) will provide the same returns. The Manufacturers Life Insurance Company is the issuer of all Manulife universal life contracts and the guarantor of any guarantee provisions therein. The index is unmanaged and cannot be purchased directly by investors. Manulife, Manulife & Stylized M Design, and Stylized M Design are trademarks of The Manufacturers Life Insurance Company and are used by it, and by its affiliates under license. The information in this document is subject to change without notice. For the designated fund, commissions, trailing commissions, management fees and expenses all may be associated with mutual fund investments. The indicated rates of return are the historical annual compounded total returns including changes in unit value and reinvestment of all distributions and do not take into account sales, redemption, distribution or optional charges or income taxes payable by any securityholder that would have reduced returns. Please read the fund facts as well as the prospectus before investing. Mutual funds are not guaranteed, their values change frequently and past performance may not be repeated.