

Manulife Strategic Income Account

MANAGED ACCOUNTS

Investment Accelerator (between April 2, 2011 and March 16, 2012) · as of May 31, 2026

Account Details

Inception date: September 23, 2011

Asset class: Bond/Income

Designated Fund Details

Fund name: Manulife Strategic Income Fund

Objective: The Fund's investment objective is to generate income with an emphasis on, capital preservation. This Fund invests primarily in government and corporate debt securities, from developed and emerging markets. It also invests in U.S. government and agency securities and high yield bonds. The Fund may also invest in preferred shares and other types of debt securities.

Inception date: November 28, 2005

AUM \$5.77 billion

MER (audited): 1.85%

Number of Positions: 439

Managed by: Manulife Asset Management Limited

Sub-advisor: Manulife Asset Management (US)

How This Account Works

THIS ACCOUNT IS LINKED TO THE PERFORMANCE OF THE MANULIFE STRATEGIC INCOME FUND. When you invest in this account, you do not acquire an interest in this designated fund or purchase any units or legal interest in any security.

Performance

Growth of \$10,000 over 10 years for Manulife Strategic Income Fund ±



Compound Returns of Manulife Strategic Income Account (%)

| Product | 1 mth | 3 mth | 6 mth | YTD | 1 yr | 3 yr | 5 yr | 10 yr | Inception |
|--|-------|-------|-------|-------|------|------|-------|-------|-----------|
| InnoVision Investment Accelerator (0.00%*) | 0.79 | -0.83 | 0.02 | 0.52 | 3.36 | 3.52 | 0.52 | 1.52 | 3.19 |
| InnoVision Valued Client (2.00%*) | 0.62 | -1.33 | -0.97 | -0.31 | 1.31 | 1.47 | -1.48 | -0.50 | 1.14 |

Compound Returns of Manulife Strategic Income Fund (%)


| | 1 mth | 3 mth | 6 mth | YTD | 1 yr | 3 yr | 5 yr | 10 yr | Inception |
|--|-------|-------|-------|------|------|------|------|-------|-----------|
| | 0.79 | -0.83 | 0.02 | 0.52 | 3.36 | 3.52 | 0.52 | 1.52 | 4.19 |

Top 10 Holdings (%)

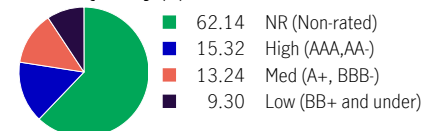
| | |
|---|------|
| United States Treasury Note, 2%, 2/15/2050 | 1.62 |
| New Zealand, 3.5%, 4/14/2033 | 1.31 |
| United States Treasury Note, 4.25%, 8/15/2035 | 1.28 |
| United States Treasury Note, 3.5%, 2/15/2033 | 1.27 |
| Ministry of Finance Japan, 0.6%, 12/1/2026 | 1.19 |
| Secretaria do Tesouro Nacional, 1/1/2029 | 0.78 |
| NEXTERA ENERGY INC 7.375% PFD SER | 0.78 |
| Freeport-McMoRan Inc., 5.45%, 3/15/2043 | 0.76 |
| United States Treasury Note, 3%, 2/15/2049 | 0.72 |
| NORWAY GOVERNMENT BOND 2.125% 18MAY32 | 0.71 |

Portfolio Allocation as of April 30, 2026

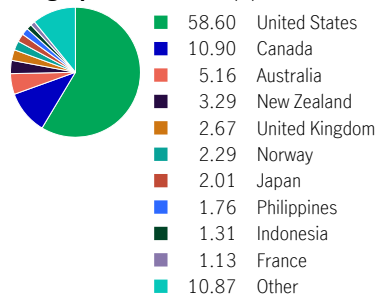
Asset Allocation (%)



Credit Quality (%)



Geographic Allocation (%)



For more information, please contact your advisor or visit manulife.ca/ul

± For illustration purposes only.

* Represents UL management fee.

The return credited to your account on business days will be the daily change in the unit value of this Mutual Fund, deferred by one business day.

Source for all data: Transmission Media, as at May 31, 2026. Performance histories are not indicative of future performance.

Returns shown are after the MER/UL fee has been deducted. The Growth of \$10,000 chart shown is used only to illustrate the effects of the compound growth rate and is not intended to reflect future values. The performance of the Manulife Strategic Income Fund does not mean that the Manulife Strategic Income Account (innovision) will provide the same returns. The Manufacturers Life Insurance Company is the issuer of all Manulife universal life contracts and the guarantor of any guarantee provisions therein. The index is unmanaged and cannot be purchased directly by investors. Manulife, Manulife & Stylized M Design, and Stylized M Design are trademarks of The Manufacturers Life Insurance Company and are used by it, and by its affiliates under license. The information in this document is subject to change without notice. For the designated fund, commissions, trailing commissions, management fees and expenses all may be associated with mutual fund investments. The indicated rates of return are the historical annual compounded total returns including changes in unit value and reinvestment of all distributions and do not take into account sales, redemption, distribution or optional charges or income taxes payable by any securityholder that would have reduced returns. Please read the fund facts as well as the prospectus before investing. Mutual funds are not guaranteed, their values change frequently and past performance may not be repeated.