

Manulife Dividend Income Account

MANAGED ACCOUNTS

Valued Client (prior to June 23, 2001) · as of February 28, 2026

Account Details

Inception date: May 5, 2017
Asset class: Canadian Equity

Designated Fund Details

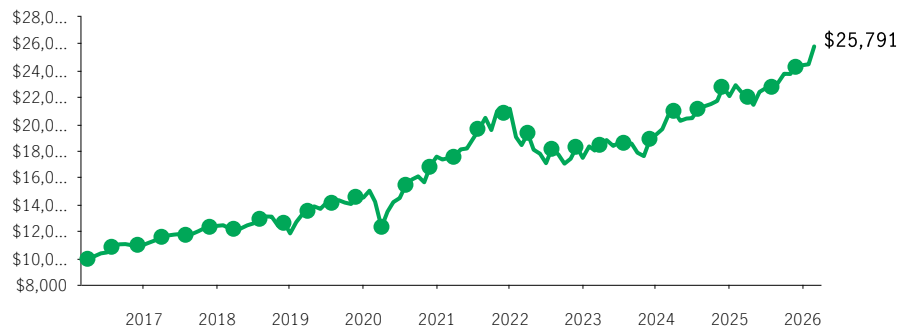
Fund name: Manulife Dividend Income Fund
Objective: The Fund seeks to provide a combination of income and capital appreciation by investing primarily in a diversified portfolio of Canadian dividend paying common and preferred equity securities. The Fund may also invest in real estate investment trusts ("REITs") and royalty trusts.
Inception date: March 22, 2012
AUM \$5.36 billion
MER (audited): 2.28%
Number of Positions: 153
Managed by: Manulife Asset Management Limited
Sub-advisor: Manulife Asset Management Limited

How This Account Works

THIS ACCOUNT IS LINKED TO THE PERFORMANCE OF THE MANULIFE DIVIDEND INCOME FUND. When you invest in this account you do not acquire an interest in this underlying Manulife Dividend Income Fund or purchase any unit or legal interest in any security.

Performance

Growth of \$10,000 over 10 years for Manulife Dividend Income Fund ±



Top 10 Holdings (%)

Royal Bank of Canada Com	7.13
Toronto-Dominion Bank Com New	5.40
Suncor Energy Inc. Com	2.89
Shopify Inc. Cl A Sub Vtg Shs	2.76
Agnico-Eagle Mines Ltd. Com	2.69
National Bank of Canada Com	2.60
Bank of Nova Scotia (The) Com	2.60
Power Corp. of Canada Com	2.55
Canadian Natural Resources Ltd. Com	2.37
Barrick Gold Corporation Com	2.32

Compound Returns of Manulife Dividend Income Account (%)

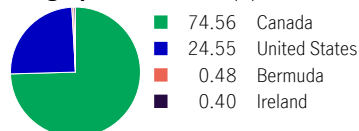
Product	1 mth	3 mth	6 mth	YTD	1 yr	3 yr	5 yr	10 yr	Inception
InnoVision Valued Client (2.00%*)	5.29	5.67	10.82	5.41	12.85	10.45	5.97	—	7.73
InnoVision Investment Accelerator (0.00%*)	5.45	6.19	11.93	5.75	15.14	12.70	8.12	—	9.91

Compound Returns of Manulife Dividend Income Fund (%)

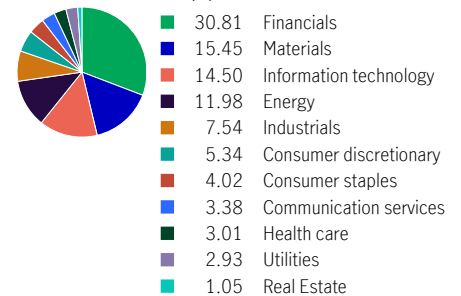
	1 mth	3 mth	6 mth	YTD	1 yr	3 yr	5 yr	10 yr	Inception
	5.45	6.19	11.93	5.75	15.14	12.70	8.12	10.55	10.91

Portfolio Allocation as of January 31, 2026

Geographic Allocation (%)



Sector Allocation (%)



For more information, please contact your advisor or visit manulife.ca/ul

± For illustration purposes only.

* Represents UL management fee.

The return credited to your account on business days will be the daily change in the unit value of this Mutual Fund, deferred by one business day.

Source for all data: Transmission Media, as at February 28, 2026. Performance histories are not indicative of future performance.

Returns shown are after the MER/UL fee has been deducted. The Growth of \$10,000 chart shown is used only to illustrate the effects of the compound growth rate and is not intended to reflect future values. The performance of the Manulife Dividend Income Fund does not mean that the Manulife Dividend Income Account (innovision) will provide the same returns. The Manufacturers Life Insurance Company is the issuer of all Manulife universal life contracts and the guarantor of any guarantee provisions therein. The index is unmanaged and cannot be purchased directly by investors. Manulife, Manulife & Stylized M Design, and Stylized M Design are trademarks of The Manufacturers Life Insurance Company and are used by it, and by its affiliates under license. The information in this document is subject to change without notice. For the designated fund, commissions, trailing commissions, management fees and expenses all may be associated with mutual fund investments. The indicated rates of return are the historical annual compounded total returns including changes in unit value and reinvestment of all distributions and do not take into account sales, redemption, distribution or optional charges or income taxes payable by any securityholder that would have reduced returns. Please read the fund facts as well as the prospectus before investing. Mutual funds are not guaranteed, their values change frequently and past performance may not be repeated.