

# Manulife Global Equity Class Account

Manulife UL - as of February 28, 2026

MANAGED ACCOUNTS

## Account Details

**Inception date:** May 5, 2017

**Asset class:** Global Equity

## Designated Fund Details

**Fund name:** Manulife Global Equity Class

**Objective:** The Fund will systematically invest in a broadly diversified portfolio of wealth-creating companies from around the world bought at discounts to their intrinsic values. Holdings are well diversified by both country and industry.

**Inception date:** November 3, 2009

**AUM** \$4.32 billion

**MER (audited):** 2.31%

**Number of Positions:** 80

**Managed by:** Manulife Asset Management Limited

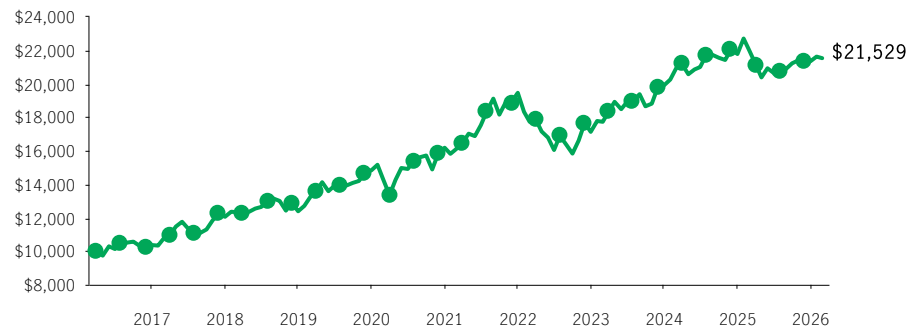
**Sub-advisor:** Mawer Investment Management Ltd.

## How This Account Works

THIS ACCOUNT IS LINKED TO THE PERFORMANCE OF THE MANULIFE GLOBAL EQUITY CLASS FUND. When you invest in this account you do not acquire an interest in this underlying Manulife Global Equity Class Fund or purchase any unit or legal interest in any security.

## Performance

### Growth of \$10,000 over 10 years for Manulife Global Equity Class ±



## Top 10 Holdings (%)

Taiwan Semiconductor Manufacturing Co. Ltd. Twse Listed Stocks	5.71
Alphabet Inc. Cap Stk Cl C	5.38
Microsoft Corp. Com	4.91
Amazon.com Inc. Com	4.15
Marsh & McLennan Cos. Com	3.37
SK hynix Inc. Shs	3.29
Meta Platforms Inc. Cl A	2.85
Visa Inc. Com Cl A	2.85
Berkshire Hathaway Inc. Cl A	2.61
Booking Holdings Inc. Com	2.54

## Compound Returns of Manulife Global Equity Class Account (%)

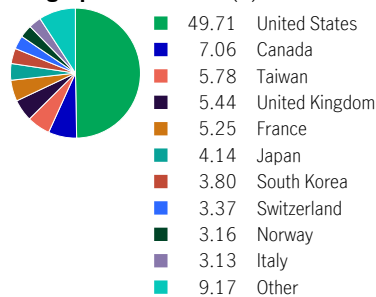
Product	1 mth	3 mth	6 mth	YTD	1 yr	3 yr	5 yr	10 yr	Inception
Manulife UL (0.00%*)	-0.37	1.14	3.66	0.98	-1.14	7.76	7.06	—	8.26

## Compound Returns of Manulife Global Equity Class (%)

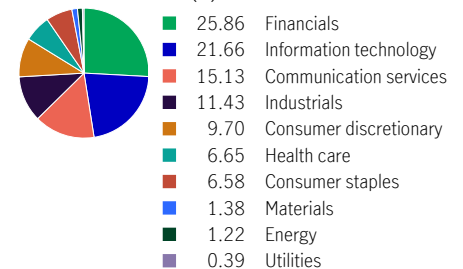
	1 mth	3 mth	6 mth	YTD	1 yr	3 yr	5 yr	10 yr	Inception
	-0.44	0.89	3.15	0.82	-2.13	6.68	5.99	8.25	9.85

## Portfolio Allocation as of January 31, 2026

### Geographic Allocation (%)



### Sector Allocation (%)



For more information, please contact your advisor or visit [manulife.ca/ul](https://manulife.ca/ul)

± For illustration purposes only.

\* Represents UL management fee.

The returns shown and credited to your account on business days will be the daily change in the unit value of this Mutual Fund, deferred by one business day, plus an enhancement of 0.004% per business day (approximately 1.00% per year).

Source for all data: Transmission Media, as at February 28, 2026. Performance histories are not indicative of future performance.

Returns shown are after the MER/UL fee has been deducted. The Growth of \$10,000 chart shown is used only to illustrate the effects of the compound growth rate and is not intended to reflect future values. The performance of the Manulife Global Equity Class does not mean that the Manulife Global Equity Class Account (MUL) will provide the same returns. The Manufacturers Life Insurance Company is the issuer of all Manulife universal life contracts and the guarantor of any guarantee provisions therein. The index is unmanaged and cannot be purchased directly by investors. Manulife, Manulife & Stylized M Design, and Stylized M Design are trademarks of The Manufacturers Life Insurance Company and are used by it, and by its affiliates under license. The information in this document is subject to change without notice. For the designated fund, commissions, trailing commissions, management fees and expenses all may be associated with mutual fund investments. The indicated rates of return are the historical annual compounded total returns including changes in unit value and reinvestment of all distributions and do not take into account sales, redemption, distribution or optional charges or income taxes payable by any securityholder that would have reduced returns. Please read the fund facts as well as the prospectus before investing. Mutual funds are not guaranteed, their values change frequently and past performance may not be repeated.