

# Manulife Global Balanced Account

MANAGED ACCOUNTS

Investment Accelerator (on or after March 17, 2012) · as of February 28, 2026

## Account Details

**Inception date:** May 5, 2017  
**Asset class:** Balanced Funds

## Designated Fund Details

**Fund name:** Manulife Global Balanced Fund

**Objective:** The Fund provides diversification across all major asset classes and employs a disciplined fundamental value approach to investing. The equity selection process is based on Mawer's research process, which includes a strong focus on downside protection. The fixed income component primarily invests in securities of Manulife Global Tactical Credit Fund and Manulife Canadian Bond Fund.

**Inception date:** August 2, 2013

**AUM** \$4.05 billion

**MER (audited):** 2.24%

**Number of Positions:** 795

**Number of Bond Positions:** 704

**Number of Equity Positions:** 82

**Managed by:** Manulife Asset Management Limited

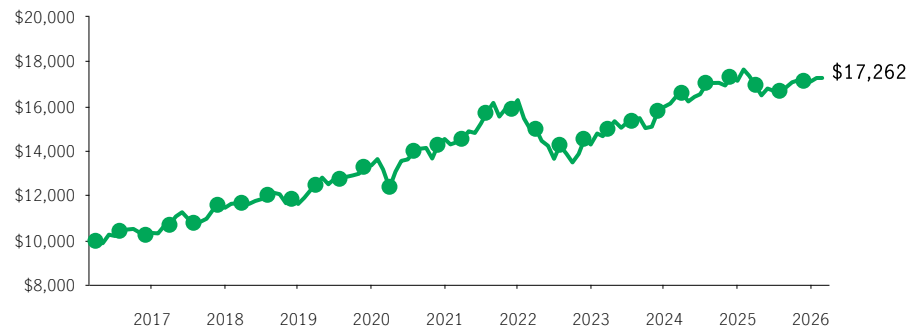
**Sub-advisor:** Mawer Investment Management Ltd.

## How This Account Works

THIS ACCOUNT IS LINKED TO THE PERFORMANCE OF THE MANULIFE GLOBAL BALANCED FUND. When you invest in this account you do not acquire an interest in this underlying Manulife Global Balanced Fund or purchase any unit or legal interest in any security.

## Performance

### Growth of \$10,000 over 10 years for Manulife Global Balanced Fund ±



### Compound Returns of Manulife Global Balanced Account (%)

Product	1 mth	3 mth	6 mth	YTD	1 yr	3 yr	5 yr	10 yr	Inception
InnoVision Investment Accelerator (0.00%*)	0.01	0.74	2.58	0.95	-0.54	5.61	3.73	—	5.62
InnoVision Valued Client (2.00%*)	-0.14	0.25	1.56	0.63	-2.51	3.51	1.67	—	3.52

### Compound Returns of Manulife Global Balanced Fund (%)

	1 mth	3 mth	6 mth	YTD	1 yr	3 yr	5 yr	10 yr	Inception
	0.01	0.74	2.58	0.95	-0.54	5.61	3.73	5.83	6.75

## Top 5 Bond Holdings (%)


Gov. of Canada Treasury Bill, 4/22/2026	1.75
Province of Quebec, 3.6%, 9/1/2033	1.02
Canada Housing Trust No.1, 1.1%, 3/15/2031	1.01
Gov. of Canada, 2.00%, 2051/12/1	0.84
Province of Ontario, 3.65%, 6/2/2033	0.81

## Top 5 Equity Holdings (%)

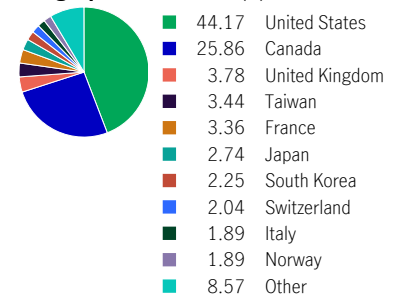
Taiwan Semiconductor Manufacturing Co. Ltd. Twse Listed Stocks	3.44
Alphabet Inc. Cap Stk Cl C	3.20
Microsoft Corp. Com	2.95
Amazon.com Inc. Com	2.47
Marsh & McLennan Cos. Com	2.00

## Portfolio Allocation as of January 31, 2026

### Asset Allocation (%)



### Geographic Allocation (%)



For more information, please contact your advisor or visit [manulife.ca/ul](https://manulife.ca/ul)

± For illustration purposes only.

\* Represents UL management fee.

The return credited to your account on business days will be the daily change in the unit value of this Mutual Fund, deferred by one business day.

Source for all data: Transmission Media, as at February 28, 2026. Performance histories are not indicative of future performance.

Returns shown are after the MER/UL fee has been deducted. The Growth of \$10,000 chart shown is used only to illustrate the effects of the compound growth rate and is not intended to reflect future values. The performance of the Manulife Global Balanced Fund does not mean that the Manulife Global Balanced Account (innovision) will provide the same returns. The Manufacturers Life Insurance Company is the issuer of all Manulife universal life contracts and the guarantor of any guarantee provisions therein. The index is unmanaged and cannot be purchased directly by investors. Manulife, Manulife & Stylized M Design, and Stylized M Design are trademarks of The Manufacturers Life Insurance Company and are used by it, and by its affiliates under license. The information in this document is subject to change without notice. For the designated fund, commissions, trailing commissions, management fees and expenses all may be associated with mutual fund investments. The indicated rates of return are the historical annual compounded total returns including changes in unit value and reinvestment of all distributions and do not take into account sales, redemption, distribution or optional charges or income taxes payable by any securityholder that would have reduced returns. Please read the fund facts as well as the prospectus before investing. Mutual funds are not guaranteed, their values change frequently and past performance may not be repeated.