

Fidelity Global Account

Manulife UL - as of May 31, 2026

MANAGED ACCOUNTS

Account Details

Inception date: May 23, 2014

Asset class: Global Equity

Designated Fund Details

Fund name: Fidelity Global Fund

Objective: The Fund aims to achieve long-term capital growth. It invests primarily in equity, securities of companies anywhere in the world. We can't change the Fund's investment, objectives unless we get approval from a majority of unitholders who vote at a special, meeting we call.

Inception date: November 30, 1987

AUM \$1.58 billion

MER (audited): 2.50%

Number of Positions: 210

Managed by: Fidelity Investments Canada ULC

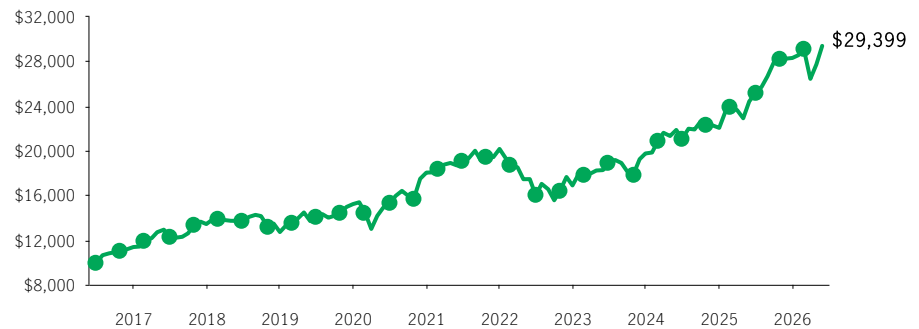
Sub-advisor: FIAM LLC

How This Account Works

THIS ACCOUNT IS LINKED TO THE PERFORMANCE OF THE FIDELITY GLOBAL FUND. When you invest in this account, you do not acquire an interest in this designated fund or purchase any units or legal interest in any security.

Performance

Growth of \$10,000 over 10 years for Fidelity Global Fund ±



Top 10 Holdings (%)

Microsoft Corp. Com	5.19
Alibaba Group Holding Ltd. Shs New	3.36
Prosus N.V. Shs	2.94
Amazon.com Inc. Com	2.73
Melrose Industries PLC Ord Gbp0.001	2.65
Northern Star Resources Ltd. Shs	2.57
Samsung Electronics Co. Ltd. Samsungelectronics	2.42
Dollar Tree Inc. Com	2.41
Yokohama Financial Group, Inc. Com Stk	2.18
International Flavors & Fragrances Inc. Com	2.13

Compound Returns of Fidelity Global Account (%)

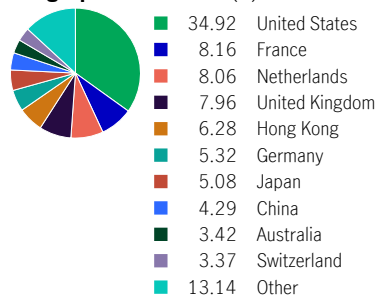
Product	1 mth	3 mth	6 mth	YTD	1 yr	3 yr	5 yr	10 yr	Inception
Manulife UL (0.00%*)	6.06	1.44	4.58	4.26	21.57	18.36	10.57	12.01	11.97

Compound Returns of Fidelity Global Fund (%)

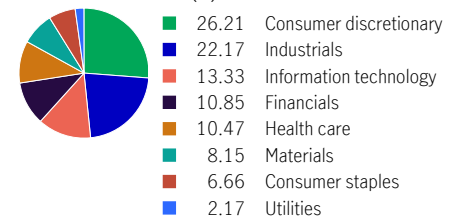
	1 mth	3 mth	6 mth	YTD	1 yr	3 yr	5 yr	10 yr	Inception
	5.98	1.19	4.06	3.83	20.36	17.18	9.47	10.89	7.47

Portfolio Allocation as of March 31, 2026

Geographic Allocation (%)



Sector Allocation (%)



For more information, please contact your advisor or visit [manulife.ca/ul](https://www.manulife.ca/ul)

± For illustration purposes only.

* Represents UL management fee.

The returns shown and credited to your account on business days will be the daily change in the unit value of this Mutual Fund, deferred by one business day, plus an enhancement of 0.004% per business day (approximately 1.00% per year).

Source for all data: Transmission Media, as at May 31, 2026. Performance histories are not indicative of future performance.

Returns shown are after the MER/UL fee has been deducted. The Growth of \$10,000 chart shown is used only to illustrate the effects of the compound growth rate and is not intended to reflect future values. The performance of the Fidelity Global Fund does not mean that the Fidelity Global Account (MUL) will provide the same returns. The Manufacturers Life Insurance Company is the issuer of all Manulife universal life contracts and the guarantor of any guarantee provisions therein. The index is unmanaged and cannot be purchased directly by investors. Manulife, Manulife & Stylized M Design, and Stylized M Design are trademarks of The Manufacturers Life Insurance Company and are used by it, and by its affiliates under license. The information in this document is subject to change without notice. For the designated fund, commissions, trailing commissions, management fees and expenses all may be associated with mutual fund investments. The indicated rates of return are the historical annual compounded total returns including changes in unit value and reinvestment of all distributions and do not take into account sales, redemption, distribution or optional charges or income taxes payable by any securityholder that would have reduced returns. Please read the fund facts as well as the prospectus before investing. Mutual funds are not guaranteed, their values change frequently and past performance may not be repeated.