

# Fidelity True North Account

MANAGED ACCOUNTS

Investment Accelerator (on or after March 17, 2012) · as of February 28, 2026

## Account Details

**Inception date:** October 22, 2002

**Asset class:** Canadian Large Cap Equity

## Designated Fund Details

**Fund name:** Fidelity True North Fund

**Objective:** The Fund aims to achieve long-term capital growth. It invests primarily in equity, securities of Canadian companies. We can't change the Fund's investment objectives unless we get approval from a majority of unitholders who vote at a special meeting we call.

**Inception date:** September 20, 1996

**AUM** \$7.51 billion

**MER (audited):** 2.47%

**Number of Positions:** 175

**Managed by:** Fidelity Investments Canada ULC

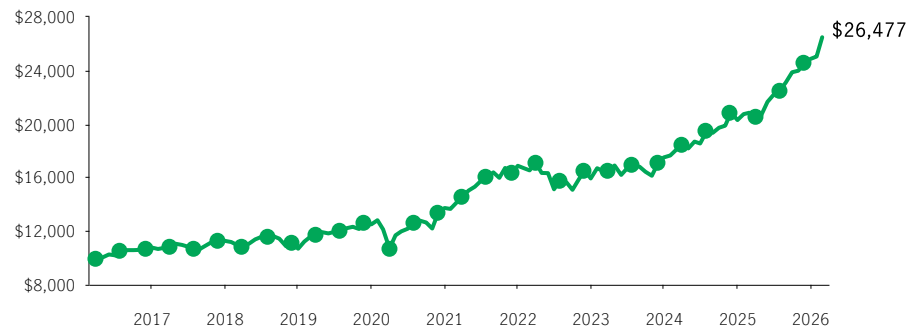
**Sub-advisor:** FIAM LLC

## How This Account Works

THIS ACCOUNT IS LINKED TO THE PERFORMANCE OF THE FIDELITY TRUE NORTH FUND. When you invest in this account, you do not acquire an interest in this designated fund or purchase any units or legal interest in any security.

## Performance

### Growth of \$10,000 over 10 years for Fidelity True North Fund ±



## Top 10 Holdings (%)

Toronto-Dominion Bank Com New	6.81
Royal Bank of Canada Com	6.19
Agnico-Eagle Mines Ltd. Com	5.45
Shopify Inc. Cl A Sub Vtg Shs	4.64
Franco-Nevada Corporation Com	4.11
TC Energy Corp. Com	3.31
Alimentation Couche-Tard Inc. Com	3.04
Rogers Communications Inc. Cl B Non Vtg	2.31
Cameco Corp. Com	2.27
Suncor Energy Inc. Com	2.26

## Compound Returns of Fidelity True North Account (%)

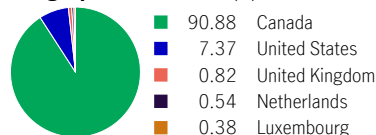
Product	1 mth	3 mth	6 mth	YTD	1 yr	3 yr	5 yr	10 yr	Inception
InnoVision Investment Accelerator (0.00%*)	5.75	7.86	14.66	6.50	27.05	17.08	13.43	10.62	9.21
InnoVision Valued Client (2.00%*)	5.59	7.34	13.53	6.16	24.52	14.75	11.18	8.43	7.04

## Compound Returns of Fidelity True North Fund (%)

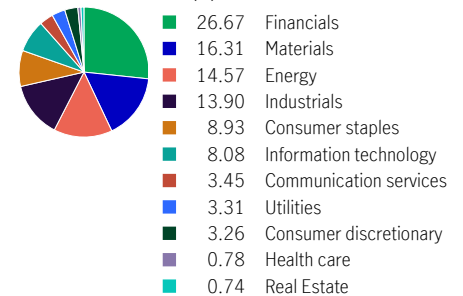
1 mth	3 mth	6 mth	YTD	1 yr	3 yr	5 yr	10 yr	Inception
5.75	7.86	14.66	6.50	27.05	17.08	13.43	10.62	9.23

## Portfolio Allocation as of January 31, 2026

### Geographic Allocation (%)



### Sector Allocation (%)



For more information, please contact your advisor or visit [manulife.ca/ul](https://manulife.ca/ul)

± For illustration purposes only.

\* Represents UL management fee.

The return credited to your account on business days will be the daily change in the unit value of this Mutual Fund, deferred by one business day.

Source for all data: Transmission Media, as at February 28, 2026. Performance histories are not indicative of future performance.

Returns shown are after the MER/UL fee has been deducted. The Growth of \$10,000 chart shown is used only to illustrate the effects of the compound growth rate and is not intended to reflect future values. The performance of the Fidelity True North Fund does not mean that the Fidelity True North Account (innovision) will provide the same returns. The Manufacturers Life Insurance Company is the issuer of all Manulife universal life contracts and the guarantor of any guarantee provisions therein. The index is unmanaged and cannot be purchased directly by investors. Manulife, Manulife & Stylized M Design, and Stylized M Design are trademarks of The Manufacturers Life Insurance Company and are used by it, and by its affiliates under license. The information in this document is subject to change without notice. For the designated fund, commissions, trailing commissions, management fees and expenses all may be associated with mutual fund investments. The indicated rates of return are the historical annual compounded total returns including changes in unit value and reinvestment of all distributions and do not take into account sales, redemption, distribution or optional charges or income taxes payable by any securityholder that would have reduced returns. Please read the fund facts as well as the prospectus before investing. Mutual funds are not guaranteed, their values change frequently and past performance may not be repeated.