

Mackenzie Ivy Foreign Equity Account

MANAGED ACCOUNTS

Valued Client (on or after March 17, 2012) · as of March 31, 2026

Account Details

Inception date: September 26, 2003

Asset class: Global Equity

Designated Fund Details

Fund name: Mackenzie Ivy Foreign Equity Fund

Objective: The Fund pursues long-term capital growth consistent with protection of capital. The Fund invests in equity securities worldwide emphasizing companies that operate globally. The Fund's investments are not limited geographically but generally do not include investments in emerging markets. Any change to the investment objectives of the Fund must be approved by a majority of votes cast at a meeting of securityholders held for that reason.

Inception date: October 16, 1992

AUM \$3.00 billion

MER (audited): 2.51%

Number of Positions: 40

Managed by: Mackenzie Financial Corporation

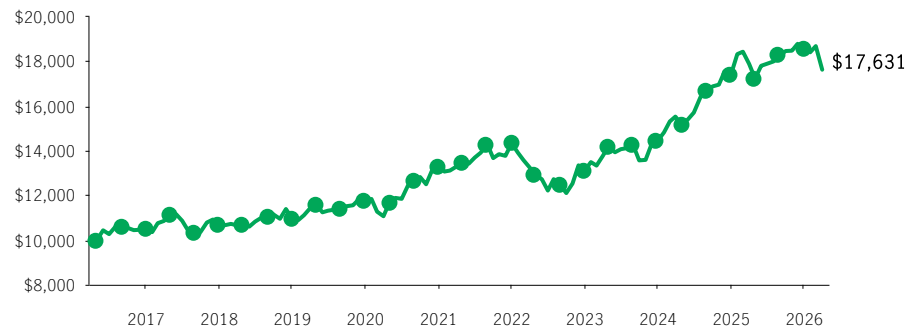
Sub-advisor: Mackenzie Financial Corporation

How This Account Works

THIS ACCOUNT IS LINKED TO THE PERFORMANCE OF THE MACKENZIE IVY FOREIGN EQUITY FUND. When you invest in this account, you do not acquire an interest in this designated fund or purchase any units or legal interest in any security.

Performance

Growth of \$10,000 over 10 years for Mackenzie Ivy Foreign Equity Fund ±



Compound Returns of Mackenzie Ivy Foreign Equity Account (%)

Product	1 mth	3 mth	6 mth	YTD	1 yr	3 yr	5 yr	10 yr	Inception
InnoVision Valued Client (2.00%*)	-5.83	-5.49	-5.49	-5.49	-3.42	6.44	3.70	3.39	4.09
InnoVision Investment Accelerator (0.00%*)	-5.66	-5.02	-4.54	-5.02	-1.46	8.60	5.80	5.49	6.20

Compound Returns of Mackenzie Ivy Foreign Equity Fund (%)

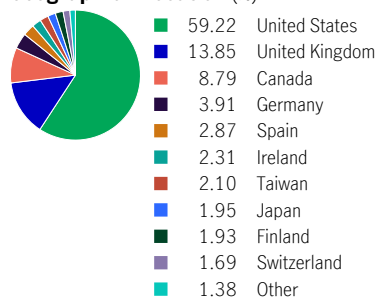
	1 mth	3 mth	6 mth	YTD	1 yr	3 yr	5 yr	10 yr	Inception
	-5.66	-5.02	-4.54	-5.02	-1.46	8.60	5.80	5.49	6.78

Top 10 Holdings (%)

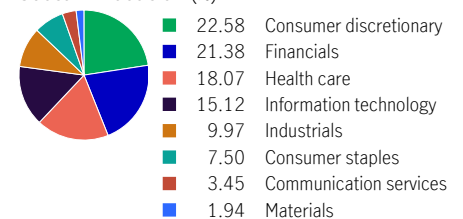
Microsoft Corp. Com	3.89
Halma PLC	3.65
Danaher Corp. Com	3.36
Johnson & Johnson Com	3.36
Berkshire Hathaway Inc. Cl B New	3.16
Union Pacific Corp. Com	3.04
Reckitt Benckiser Group PLC	3.03
Alphabet Inc. Cl A	3.02
Marsh & McLennan Cos. Com	3.00
Amazon.com Inc. Com	2.99

Portfolio Allocation as of February 28, 2026

Geographic Allocation (%)



Sector Allocation (%)



For more information, please contact your advisor or visit manulife.ca/ul

± For illustration purposes only.

* Represents UL management fee.

The return credited to your account on business days will be the daily change in the unit value of this Mutual Fund, deferred by one business day.

Source for all data: Transmission Media, as at March 31, 2026. Performance histories are not indicative of future performance.

Returns shown are after the MER/UL fee has been deducted. The Growth of \$10,000 chart shown is used only to illustrate the effects of the compound growth rate and is not intended to reflect future values. The performance of the Mackenzie Ivy Foreign Equity Fund does not mean that the Mackenzie Ivy Foreign Equity Account (innovision) will provide the same returns. The Manufacturers Life Insurance Company is the issuer of all Manulife universal life contracts and the guarantor of any guarantee provisions therein. The index is unmanaged and cannot be purchased directly by investors. Manulife, Manulife & Stylized M Design, and Stylized M Design are trademarks of The Manufacturers Life Insurance Company and are used by it, and by its affiliates under license. The information in this document is subject to change without notice. For the designated fund, commissions, trailing commissions, management fees and expenses all may be associated with mutual fund investments. The indicated rates of return are the historical annual compounded total returns including changes in unit value and reinvestment of all distributions and do not take into account sales, redemption, distribution or optional charges or income taxes payable by any securityholder that would have reduced returns. Please read the fund facts as well as the prospectus before investing. Mutual funds are not guaranteed, their values change frequently and past performance may not be repeated.