

Invesco Global Diversified Companies Account

MANAGED ACCOUNTS

Manulife UL - as of July 31, 2025

Account Details

Inception date: December 4, 2020

Asset class: Global Equity

Designated Fund Details

Fund name: Invesco Global Select Equity Fund

Objective: Access to a multi-manager strategy where the portfolio managers select the best opportunities within their region of expertise (North America; Europe, Middle East, Africa; Asia-Pacific; Latin America). The expert portfolio management team has more than 45 years of combined investment experience.

Inception date: May 1, 1989

AUM \$1.25 billion

MER (audited): 2.64%

Number of Positions: 94

Managed by: Invesco Canada Ltd.

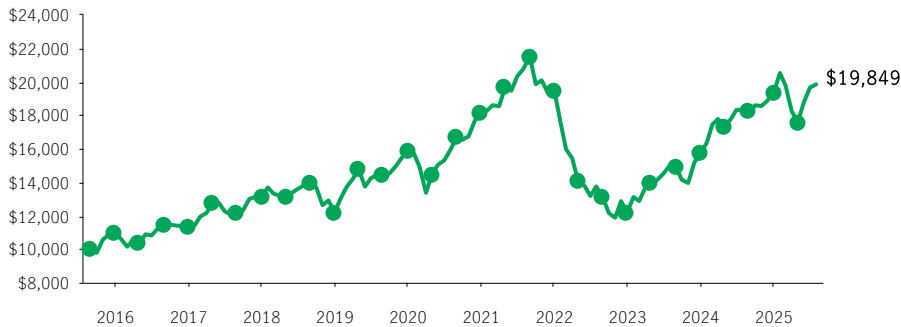
Sub-advisor: Invesco Advisers Inc

How This Account Works

THIS ACCOUNT IS LINKED TO THE PERFORMANCE OF THE INVESCO GLOBAL SELECT EQUITY FUND. When you invest in this account, you do not acquire an interest in this designated fund or purchase any units or legal interest in any security.

Performance

Growth of \$10,000 over 10 years for Invesco Global Select Equity Fund ±



Top 10 Holdings (%)

Meta Platforms Inc. Cl A	9.18
Alphabet Inc. Cl A	8.46
SAP SE SAP Seinhaver Aktien O N	4.57
NVIDIA Corp. Com	4.29
DLF Limited Eq New Fv Rs 2	4.18
S&P Global Inc.	4.14
Intuit Inc. Com	3.50
Airbus SE Airbus Group N V	3.32
Analog Devices Inc. Com	3.25
Visa Inc. Com Cl A	3.19

Compound Returns of Invesco Global Diversified Companies Account (%)

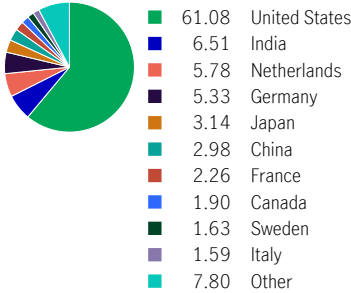
Product	1 mth	3 mth	6 mth	YTD	1 yr	3 yr	5 yr	10 yr	Inception
Manulife UL (0.00%*)	1.04	13.17	-2.80	3.09	9.49	14.15	5.53	7.23	8.37

Compound Returns of Invesco Global Select Equity Fund (%)

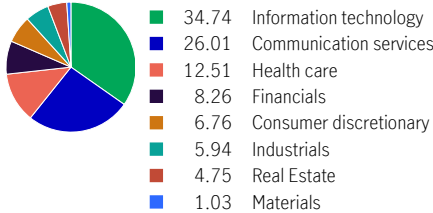
	1 mth	3 mth	6 mth	YTD	1 yr	3 yr	5 yr	10 yr	Inception
	0.95	12.88	-3.29	2.48	8.40	13.01	4.48	6.16	4.42

Portfolio Allocation as of June 30, 2025

Geographic Allocation (%)



Sector Allocation (%)



For more information, please contact your advisor or visit **manulife.ca/ul**

± For illustration purposes only.

\* Represents UL management fee.

The returns shown and credited to your account on business days will be the daily change in the unit value of this Mutual Fund, deferred by one business day, plus an enhancement of 0.004% per business day (approximately 1.00% per year).

Source for all data: Transmission Media, as at July 31, 2025. Performance histories are not indicative of future performance.

Returns shown are after the MER/UL fee has been deducted. The Growth of \$10,000 chart shown is used only to illustrate the effects of the compound growth rate and is not intended to reflect future values. The performance of the Invesco Global Select Equity Fund does not mean that the Invesco Global Diversified Companies Account (MUL) will provide the same returns. The Manufacturers Life Insurance Company is the issuer of all Manulife universal life contracts and the guarantor of any guarantee provisions therein. The index is unmanaged and cannot be purchased directly by investors. Manulife, Manulife & Stylized M Design, and Stylized M Design are trademarks of The Manufacturers Life Insurance Company and are used by it, and by its affiliates under license. The information in this document is subject to change without notice. For the designated fund, commissions, trailing commissions, management fees and expenses all may be associated with mutual fund investments. The indicated rates of return are the historical annual compounded total returns including changes in unit value and reinvestment of all distributions and do not take into account sales, redemption, distribution or optional charges or income taxes payable by any securityholder that would have reduced returns. Please read the fund facts as well as the prospectus before investing. Mutual funds are not guaranteed, their values change frequently and past performance may not be repeated.