

Manulife Moderate Portfolio Account

MANAGED ACCOUNTS

UL100 (on or after September 18, 1994) - as of August 31, 2025

Account Details

Inception date: May 5, 2017
Asset class: Asset Allocation

Designated Fund Details

Fund name: Manulife Moderate Portfolio
Objective: The Funds investment objective is to primarily achieve long-term growth consistent with capital preservation along with a secondary focus on income. The Fund seeks to accomplish its objective by primarily investing in securities of Underlying Funds and/or ETFs. These Underlying Funds and/or ETFs generally invest in domestic and global fixed income securities and/or domestic and global equity securities.
Inception date: May 5, 2017
AUM \$398.37 million
MER (audited): 2.13%
Number of Holdings: 26
Managed by: Manulife Asset Management Limited
Sub-advisor: Manulife Asset Management Limited

Top 10 Holdings (%)

Gov. of Canada, 2.5%, 12/1/2032	0.76
Suncor Energy Inc. Com	0.57
Taiwan Semiconductor Manufacturing Co. Ltd. Twse Listed Stocks	0.55
Canadian Natural Resources Ltd. Com	0.54
Alphabet Inc. Cl A	0.50
Tencent Holdings Ltd. Shs Par New Hkd 0.00002	0.49
Gov. of Canada, 2.75%, 3/1/2030	0.48
United States Treasury Note, 2.13%, 1/15/2035	0.45
Toronto-Dominion Bank Com New	0.45
Cheniere Energy Inc. Com New	0.43

How This Account Works

THIS ACCOUNT IS LINKED TO THE PERFORMANCE OF THE MANULIFE MODERATE PORTFOLIO FUND. When you invest in this account you do not acquire an interest in this underlying Manulife Moderate Portfolio or purchase any unit or legal interest in any security.

Performance

Growth of \$10,000 since inception for Manulife Moderate Portfolio ±



Compound Returns of Manulife Moderate Portfolio Account (%)

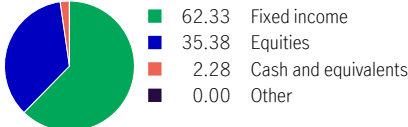
Product	1 mth	3 mth	6 mth	YTD	1 yr	3 yr	5 yr	10 yr	Inception
UL100 (Prior to Sept 18, 1994) (2.00%*)	0.92	2.27	1.11	2.88	4.89	5.33	1.55	—	2.26
UL100 (On or after Sept 18, 1994) (2.00%*)	0.92	2.27	1.11	2.88	4.89	5.33	1.55	—	2.26

Compound Returns of Manulife Moderate Portfolio (%)

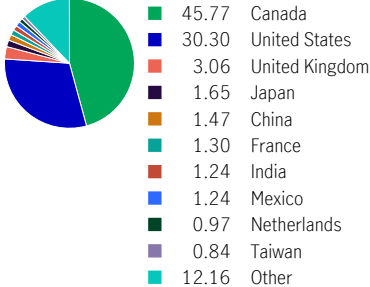
1 mth	3 mth	6 mth	YTD	1 yr	3 yr	5 yr	10 yr	Inception
1.09	2.80	2.14	4.27	7.01	7.46	3.61	—	3.74

Portfolio Allocation as of July 31, 2025

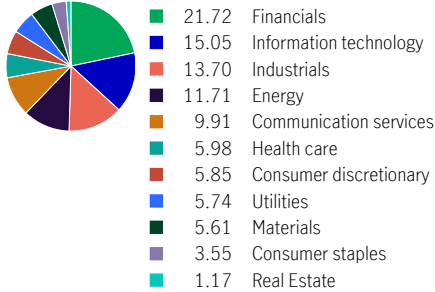
Asset Allocation (%)



Geographic Allocation (%)



Sector Allocation (%)



For more information, please contact your advisor or visit **manulife.ca/ul**

± For illustration purposes only.

* Represents UL management fee.

The return credited to your account on business days will be the daily change in the unit value of this Mutual Fund, deferred by one business day.

Source for all data: Transmission Media, as at August 31, 2025. Performance histories are not indicative of future performance.

Returns shown are after the MER/UL fee has been deducted. The Growth of \$10,000 chart shown is used only to illustrate the effects of the compound growth rate and is not intended to reflect future values. The performance of the Manulife Moderate Portfolio does not mean that the Manulife Moderate Portfolio Account (ul100) will provide the same returns. The Manufacturers Life Insurance Company is the issuer of all Manulife universal life contracts and the guarantor of any guarantee provisions therein. The index is unmanaged and cannot be purchased directly by investors. Manulife, Manulife & Stylized M Design, and Stylized M Design are trademarks of The Manufacturers Life Insurance Company and are used by it, and by its affiliates under license. The information in this document is subject to change without notice. For the designated fund, commissions, trailing commissions, management fees and expenses all may be associated with mutual fund investments. The indicated rates of return are the historical annual compounded total returns including changes in unit value and reinvestment of all distributions and do not take into account sales, redemption, distribution or optional charges or income taxes payable by any securityholder that would have reduced returns. Please read the fund facts as well as the prospectus before investing. Mutual funds are not guaranteed, their values change frequently and past performance may not be repeated.