

Manulife Growth Portfolio Account

MANAGED ACCOUNTS

Investment Accelerator (on or after March 17, 2012) · as of May 31, 2026

Account Details

Inception date: May 5, 2017
Asset class: Asset Allocation

Designated Fund Details

Fund name: Manulife Growth Portfolio

Objective: The Funds investment objective is to achieve long-term capital appreciation. The Fund seeks to accomplish its objective by primarily investing in securities of Underlying Funds and/or ETFs. These Underlying Funds and/or ETFs generally invest in domestic and global equity securities and/or domestic and global fixed income securities.

Inception date: May 5, 2017

AUM \$686.10 million

MER (audited): 2.27%

Number of Holdings: 33

Managed by: Manulife Asset Management Limited

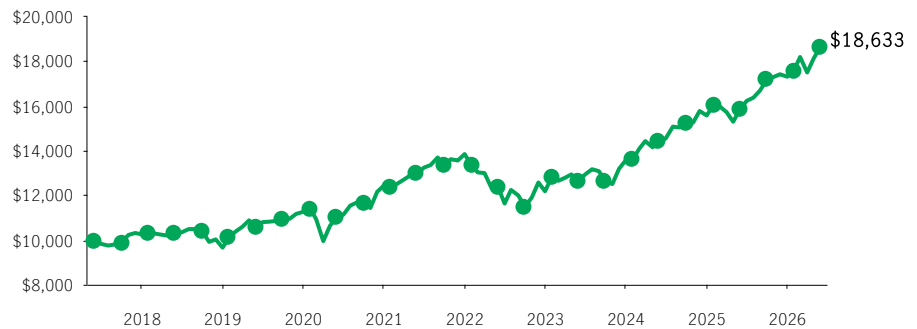
Sub-advisor: Manulife Asset Management Limited

How This Account Works

THIS ACCOUNT IS LINKED TO THE PERFORMANCE OF THE MANULIFE GROWTH PORTFOLIO FUND. When you invest in this account you do not acquire an interest in this underlying Manulife Growth Portfolio or purchase any unit or legal interest in any security.

Performance

Growth of \$10,000 since inception for Manulife Growth Portfolio ±



Compound Returns of Manulife Growth Portfolio Account (%)

Product	1 mth	3 mth	6 mth	YTD	1 yr	3 yr	5 yr	10 yr	Inception
InnoVision Investment Accelerator (0.00%*)	2.67	2.38	6.92	7.61	17.61	13.72	7.51	—	7.70
InnoVision Valued Client (2.00%*)	2.51	1.86	5.86	6.73	15.27	11.46	5.37	—	5.56

Compound Returns of Manulife Growth Portfolio (%)


	1 mth	3 mth	6 mth	YTD	1 yr	3 yr	5 yr	10 yr	Inception
	2.67	2.38	6.92	7.61	17.61	13.72	7.51	—	7.09

Top 10 Holdings (%)

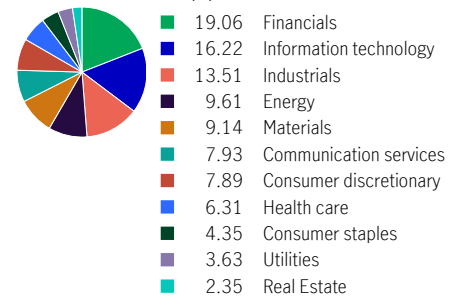
Microsoft Corp. Com	1.38
Alphabet Inc. Cl A	1.26
Amazon.com Inc. Com	1.09
Royal Bank of Canada Com	1.01
Toronto-Dominion Bank Com New	0.92
Taiwan Semiconductor Manufacturing Co. Ltd. Twse Listed Stocks	0.90
NVIDIA Corp. Com	0.90
VANGUARD CANADIAN AGGREGATE BOND INDEX	0.85
Canadian Natural Resources Ltd. Com	0.80
Meta Platforms Inc. Cl A	0.79

Portfolio Allocation as of April 30, 2026

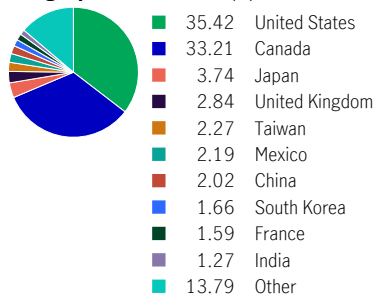
Asset Allocation (%)



Sector Allocation (%)



Geographic Allocation (%)



For more information, please contact your advisor or visit manulife.ca/ul

± For illustration purposes only.

* Represents UL management fee.

The return credited to your account on business days will be the daily change in the unit value of this Mutual Fund, deferred by one business day.

Source for all data: Transmission Media, as at May 31, 2026. Performance histories are not indicative of future performance.

Returns shown are after the MER/UL fee has been deducted. The Growth of \$10,000 chart shown is used only to illustrate the effects of the compound growth rate and is not intended to reflect future values. The performance of the Manulife Growth Portfolio does not mean that the Manulife Growth Portfolio Account (innovision) will provide the same returns. The Manufacturers Life Insurance Company is the issuer of all Manulife universal life contracts and the guarantor of any guarantee provisions therein. The index is unmanaged and cannot be purchased directly by investors. Manulife, Manulife & Stylized M Design, and Stylized M Design are trademarks of The Manufacturers Life Insurance Company and are used by it, and by its affiliates under license. The information in this document is subject to change without notice. For the designated fund, commissions, trailing commissions, management fees and expenses all may be associated with mutual fund investments. The indicated rates of return are the historical annual compounded total returns including changes in unit value and reinvestment of all distributions and do not take into account sales, redemption, distribution or optional charges or income taxes payable by any securityholder that would have reduced returns. Please read the fund facts as well as the prospectus before investing. Mutual funds are not guaranteed, their values change frequently and past performance may not be repeated.